



South Louisville
Community Ministries

ANNUAL REPORT

20

23

A LETTER FROM THE EXECUTIVE DIRECTOR

As we reflect on the journey of the past year, it is with both gratitude and determination that we share the remarkable strides South Louisville Community Ministries has made in this new post-pandemic chapter. In the face of unprecedented challenges, we have remained resilient and adaptive. The ever-changing landscape has called for innovative approaches, and we have embraced them.

This year we were proud to introduce the CHOICE pantry, a transformative initiative designed not only to meet the immediate needs of individuals and families but also to infuse the process with dignity. We believe that choice is a powerful tool in fostering a sense of agency and respect among those we serve.

Recognizing the growing demands on our services, we have also strategically expanded our team. This includes bolstering our administrative and client care capacities. This investment is pivotal in ensuring that we can reach more individuals in need and offer comprehensive support to address their unique challenges.

The expansion of the Neighbor Network marked a significant step forward in our commitment to providing emergency assistance to those facing crisis. Simultaneously, we are tackling the larger policy issues that cause the challenges bringing individuals to our doors.

None of these life-changing initiatives would be possible without your steadfast support. Your commitment to our community does not go unnoticed, and we extend our deepest gratitude for standing with us in this collective endeavor. We remain inspired by the positive changes we can achieve together.


Gratefully,
Clare Wallace



**PROVIDING EMERGENCY
ASSISTANCE AND
COMPASSIONATE
ADVOCACY IN SOUTH
LOUISVILLE**

OUR MISSION

Providing emergency assistance and compassionate advocacy to our neighbors in crisis.



Rent Assistance



Utility Assistance




Prescription Support



Infant Supplies



Food



Furniture & Clothing



Bus Passes



Internet Access



\$277,682 of Financial Assistance Allocated to Housing, Utilities, and Medication



202 TARC Passes provided to clients with no transportation to receive assistance



UP 64%



5854 Food orders prepared through our CHOICE Pantry



UP 18%



107 Individuals Secured Vital Medication



UP 13%



458 Parents Received Necessary Baby Supplies



UP 85%



23,665 Meals Delivered to Homebound Seniors



UP 30%



SLCM ADDRESSES IMMEDIATE NEEDS OF HUNGER AND STABLE HOUSING WHILE CREATING LASTING COMMUNITY.

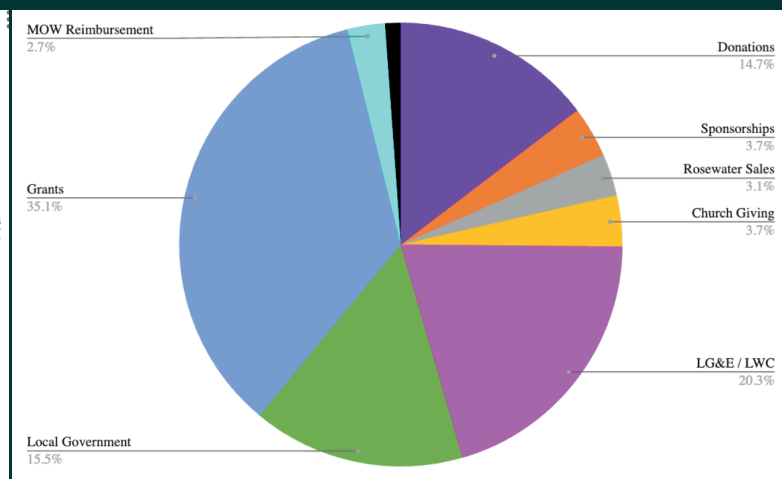
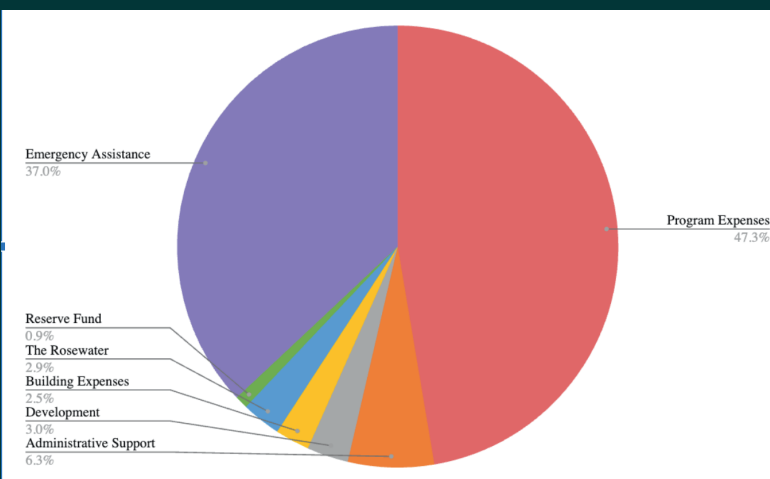
AS THE NEED HAS INCREASED, SO HAS OUR GIVING. THIS IS ONLY POSSIBLE WITH YOUR CONTINUED COMMITMENT TO SUPPORTING OUR WORK.

FINANCIALS

	YTD Actual Current Year	Annual Budget	Variance	% of Budget Collected/Spent	YTD Actual Prior Year
Individual Giving	\$ 89,374	\$ 100,000	\$ (10,626)	89.37%	\$ 86,968
Business/Corporation Giving	\$ 45,298	\$ 20,000	\$ 25,298	226.49%	\$ 12,714
Memorial Giving	\$ -	\$ 0	\$ (0)	0.00%	\$ 35
Church Giving	\$ 60,161	\$ 45,000	\$ 15,161	133.69%	\$ 37,065
Fundraising (Net) and Misc. Income	\$ 69,196	\$ 30,500	\$ 38,696	226.87%	\$ 48,730
Grants	\$ 796,592	\$ 467,398	\$ 329,194	170.43%	\$ 651,151
Rosewater Bookstore (Less COS)	\$ 34,259	\$ 26,500	\$ 7,759	0.00%	\$ 12,848
Program Pass-Thru: Net Donations/Expense	\$ 149,483	\$ 150,000	\$ (518)	0.00%	\$ 261,271
Other Income	\$ 58	\$ -	\$ 58	0.00%	\$ 25
Total Revenue	\$ 1,244,420	\$ 839,398	\$ 405,022	148.25%	\$ 1,110,806
Personnel Expenses	\$ 363,099	\$ 355,184	\$ (7,915)	102.23%	\$ 557,942
Professional Fees	\$ 69,989	\$ 60,475	\$ (9,514)	115.73%	\$ 38,721
Supplies/Services	\$ 12,251	\$ 10,880	\$ (1,371)	112.60%	\$ 9,179
Telephone	\$ 7,347	\$ 7,125	\$ (222)	103.12%	\$ 5,942
Postage & Shipping	\$ 840	\$ 3,000	\$ 2,160	27.99%	\$ 1,559
Occupancy Expenses	\$ 38,842	\$ 47,615	\$ 8,773	81.58%	\$ 38,216
Rentals & Technology	\$ 9,163	\$ 4,100	\$ (5,063)	223.48%	\$ 16,644
Printing Expenses	\$ 773	\$ 1,500	\$ 727	51.52%	\$ 2,275
Travel Expenses	\$ 1,551	\$ 700	\$ (851)	221.56%	\$ 263
Client Services	\$ 349,516	\$ 331,290	\$ (18,226)	105.50%	\$ 442,535
Grant Related Expense	\$ 1,578	\$ -	\$ (1,578)	N/A	\$ -
Dues & Subscriptions	\$ 1,009	\$ 580	\$ (429)	173.97%	\$ 880
Insurance	\$ 7,019	\$ 7,136	\$ 117	98.36%	\$ 6,798
Interest	\$ -	\$ -	\$ -	0.00%	\$ -
Misc. Expenses	\$ 293	\$ 1,000	\$ 708	29.25%	\$ 529
Depreciation	\$ -	\$ -	\$ -	0.00%	\$ 4,204
Total Expenses	\$ 863,269	\$ 830,585	\$ (32,684)	103.94%	\$ 1,125,688
Revenue in Excess (Deficit) of Expenses	\$ 381,151	\$ 8,815	\$ 372,338		\$ (14,882)
In Kind Income	\$ 289,998	\$ -	\$ 289,998		\$ 335,344
In Kind Expense	\$ (289,998)	\$ -	\$ (289,998)		\$ (319,607)
Net In-Kind Activity	\$ -	\$ -	\$ -		\$ 15,737
Net Agency Activity	\$ 381,151	\$ 8,815	\$ 372,338		\$ (30,619)

EXPENSES

INCOME



INTRODUCING THE

NEIGHBOR NETWORK

Connecting families in crisis to a network community service providers to support all their basic needs, all at once

RECONNECT

CENTRALIZED INTAKE--

Basic needs assessment, descriptors, and relevant circumstances



RESPOND

CASEWORKER COLLECTIVE-- team provides Trauma-informed accompaniment building social capital



RETHINK

REAL TIME POLICY SOLUTIONS--

Caseworker Collective, staff, policy experts and partners will research, develop, discuss, and implement visionary alternatives.



REBUILD

REAL TIME SOLUTIONS-- Both clients and caseworkers are provided with immediate resources and assistance solving problems.



BOARD OF DIRECTORS

OFFICERS

Michael Chinigo, President
Humana Inc.

Theresa Batliner, Treasurer
MCM CPAs & Advisors LLP

Jeffrey Oeswein, Vice-President
LG&E and KU Energy

Terry Conway, Secretary
Louisville Water Company

MEMBERS-AT-LARGE

Rev. Dr. James Dewey
Lynnhurst UCC

Shane Fitzgerald
UofL Health's Mary and
Elizabeth Hospital

Kathryn Matheny
Cardinal Planning and Design

Joseph Twagilimana
Community Representative

Andrew Tucker
Kertis Creative

Cortez Hampton Sr.
Aburndale Learning Center

Jasamine Curtis
Humana

Ahmed Farah
Louisville Free Public Library

Chatoya Porter
Family Scholar House

Mikal Forbush
Center for Neighborhoods

FINANCIAL PARTNERS

Church Partnerships

Hope City Church
Grace Community Church
Lynnhurst UCC
Second Presbyterian Church
Sojourn Carlisle
Holy Trinity
Foster Ave Baptist
Our Lady of Lourdes
Beechmont Baptist
Beechmont Presbyterian
St. Simon and Jude
Most Blessed Sacrament
Southside Baptist
St. Teresa of Calcutta
Epworth United Methodist
Buechel Park Baptist Church
Epiphany United Methodist Church
Faith Lutheran Church Elders Fund
Kenwood Heights Christian Church
Mt. Holy United Methodist Church
Our Lady of Lourdes
St. James Church
Holy Family Church
Our Lady of Mt. Carmel
St. Albert
St. Gabriel
St. Stephen Martyr

City Partners

Louisville Metro Office of Housing and
Community Development

Louisville Metro Office of Resilience and
Community Services

Special Grants

Brook Brown Barzun Foundation
Louisville Metro Government
Commonwealth of Kentucky
Dare to Care
LG&E and KU Foundation
Louisville Water Company
Louisville Metro Council
The Gheens Foundation
Good Samaritan Foundation
Louisville Metro Senior Nutrition
Kosair Charities
Humana
KY Department for Public Health
Metro United Way
Sisters of Charity of Nazareth
Eleemosynary by LMH Inc.
WL Lyons Brown Foundation
Jewish Family and Career Services
Kentucky Colonels
Mildred Horn Foundation

Corporate Sponsors

Taylor Blvd. Save-A-Lot
Churchill Downs and
Derby City Gaming
Cardinal Surveying
Cardinal Planning and Design
Auburndale Shopping Center
UofL Health's
Mary and Elizabeth Hospital
Owen Funeral Home
PNC Bank
MCM CPAs
Ford, Klapheke & Meyer
Vince Jarboe - State Farm
First Choice Fence Co.



CONTACT

Staff

Clare Wallace

Executive Director

clarewallace@slcm.org

Stephon Moore

Director of Advancement

stephonmoore@slcm.org

Kate Husk

Chief Operations Officer

katehusk@slcm.org



slcm.org



502-367-6445 (Client Services Line)

502-361-7763 (Staff/Admin Line)